



ENERGY

BILLET ALUMINUM LS ENGINE BLOCK

Energy Manufacturing billet blocks begin life as a 490 pound block of high grade forged 6061 aluminum. Featuring rolled thread tapped holes for extra strength and high strength cylinder liners, careful attention is given to fit and finish of the overall block. Each semi-finished block is thoroughly heat treated to T6 Standards.

BUILD DATA

- 55 mm Babbitt to 60 mm Roller Cam Bore Options
- Standard or Custom Bushed Lifters
- Machined Chamfers
- Priority Main Oiling
- Improved Lifter Gallery Cross Over Oiling with Restrictor
- High Strength Bearing Bronze Cam Thrust Retention
- Standard or Raised Camshaft Positions
- 1/2" ARP Main Studs With Cross Bolts
- 1/2" Head Stud Provisions
- 3/8" Outer Head Stud Provisions
- 7075 Aluminum or 4140 Steel Main Caps




BUILT FOR THE BUILDER

energymanufacturing.com


Made in the USA

ENERGY


FIT & FINISH



Standard or raised 55mm babbitt to 60mm roller cam options, bronze material cam thrust plate included on LS & SBF billet blocks.



Lifter valley oil galley cross overs with restrictor provisions.



4140 steel billet main caps, ARP main studs with enhanced oiling features.

INTAKE MANIFOLDS

CNC machined flanges, runners, and lids mated to billet plenums combine for performance and the look of extreme quality that you expect. Air inlet area, angle, runner length, taper, and plenum size are optimized to provide maximum performance. Carbureted or fuel injected, naturally aspirated or forced induction, Energy manifolds can be matched to your Energy cylinder heads giving you even more performance.

- All Billet Aluminum Construction
- EFI and Carbureted Versions Available
- Available for all ENERGY Cylinder Heads
- Forward Entry EFI with Correct Air Entry Angle, Taper and Volume for Application
- Single or Dual Carb / Throttle Body Tunnel Ram Versions
- Fuel Rails Included with EFI Manifolds

CYLINDER HEADS

LS ProMax 8° - billet cylinder heads are machined from 6061T6 aluminum. These heads are robust in design making them ideal for Boosted, Nitrous, and all out competition engines.

- Available for wet or dry applications
- Chamber volume = 43cc
- Intake valve size = 2.275"
- Exhaust valve size = 1.625"
- Seats installed with 50 deg. grind
- Valve angle, Intake 8°, canted 4°
- Exhaust .4° canted 2.5°
- Intake runner volume = 357cc, 18 head bolt design, will work with std. bolt configuration
- O-ringed intake flanges
- Machined for optional "Head saver washer inserts"
- Turbo friendly, 11/32" guides, bronze intake - steel exhaust

FOR SALES AND INSTALLATION: CALL (419) 355-9304 OR EMAIL US AT INFO@ENERGYMANUFACTURING.COM



ENERGY MANUFACTURING, LTD.

1830 Old Oak Harbor Road | Fremont, Ohio 43420 | (419) 355-9304

Copyright © ENERGY MANUFACTURING LTD